


# TruFuze SOUND WITH ARMOR

FILM LIP  
SelfSeal TAPE



## For Use Under

- Laminate ★★★★★
- Engineered Wood ★★★★★
- Solid Wood ★★★

## Installation Methods

- Floating Floors

**Delta  $\Delta$  IIC 24**

**IIC 68** | **STC 63**

6" concrete WITH  
ceiling assembly

6" concrete WITH  
ceiling assembly



### SOUND ABSORPTION

Outstanding construction and sound quality to affect to cushion the floor, absorb sound, and help make laminate floors sound more like real wood.



### MOISTURE PROTECTION

When installed properly, manages moisture that surfaces in the form of vapors from concrete floors effectively. Barrier inhibits mold and mildew.






### HEAT REFLECTIVE LINING

Special metallic film pre-attached to the foam helps to reflect heat upward to the floor. Approved for all forms of radiant heating systems.



### MADE FROM 100% RECYCLED FOAM PRODUCTS



## INSTALLATION METHODS

### FLOATING FLOORS

1. Roll out underlayment vapor barrier side up and butt seams together
2. Tape seams with provided lip & self seal tape
3. Click & lock floating floors over the top according to manufacturer

\*ENSURE TO READ THE COMPLETE INSTALLATION INSTRUCTIONS BEFORE INSTALLATION

### ADVANTAGES

- Excellent sound ratings reduce reflective noise and transmission of sounds
- Patent Pending Fusion Sealed technology for moisture protection and industry leading ease of installation
- Exceeds requirements for moisture vapor transmission
- Superior compression characteristics to support click-together system
- Can use over concrete and wood subfloors
- Suitable over radiant heated floors
- Film lip and self-sealing tape for ease of installation
- Eliminates minor subfloor imperfections
- Humidity, mold & mildew resistant

### LIMITATIONS

SoundStep is not suitable for use as underlayment for:

- Ceramic tile
- Carpet
- Sheet-vinyl
- VCT

Installations over concrete in high moisture areas (vapor emission rate above 3 lbs/ 1000 sq ft/ 24 hrs) will require additional protection such as a concrete sealant or polyethylene vapor barrier.

### APPROVED SUBSTRATES

- Completely Cured Concrete
- Cement Backer Units
- Interior Plywood
- OSB (Approved for use over properly prepared OSB)

\*All wood and concrete subfloors must be flat within 1/8" over a 6' span, or 3/16" over a 10' span. All areas must be checked prior to installation.

### PACKAGING

48" x 25' (100 sq ft) do-it-yourself size rolls.

Rolls per pallet: 77

Rolls per box: 12

Pallets per truck: 26

Boxes per pallet: 6



## TECHNICAL DATA

- Weight ..... 5.5lbs.
- Thickness ..... 3mm
- Density ..... 4# (nominal)
- WVTR..... 0.15 lbs/1000ft<sup>2</sup>/24 hour day

## SOUND PROPERTIES

### IMPACT SOUND TRANSMISSION

The method is designed to measure the impact sound transmission performance of a floor-ceiling assembly in a controlled laboratory environment.

IIC	Flooring	Sub-floor
68	Laminate	over a 6" concrete subfloor with a suspended ceiling assembly
52	Laminate	over a 6" concrete subfloor with no ceiling assembly

### SOUND TRANSMISSION LOSS

The sound-insulating property of a partition element is expressed in terms of the sound transmission loss.

STC	Flooring	Sub-floor
63	Laminate	over a 6" concrete subfloor with a suspended ceiling
50	Laminate	over a 6" concrete subfloor with no ceiling assembly

### DELTA TEST

Tests the impact insulation difference between a bare concrete subfloor with no flooring materials and the same concrete subfloor with flooring and underlayment.

Delta IIC	Flooring
24	Trufuze Sound w/Armor under Laminate



FFSA110480100SS