


TruFuze SOUND WITH ARMOR

FILM LIP
SelfSeal TAPE



For Use Under

- Laminate
- Engineered Wood
- Solid Wood

Installation Methods

- Floating Floors

Delta Δ IIC 24

IIC 68 | **STC 63**
6" concrete WITH ceiling assembly | 6" concrete WITH ceiling assembly



SOUND ABSORPTION

Outstanding construction and sound quality to affect to cushion the floor, absorb sound, and help make laminate floors sound more like real wood.



MOISTURE PROTECTION

When installed properly, manages moisture that surfaces in the form of vapors from concrete floors effectively. Barrier inhibits mold and mildew.





HEAT REFLECTIVE LINING

Special metallic film pre-attached to the foam helps to reflect heat upward to the floor. Approved for all forms of radiant heating systems.



MADE FROM 100% RECYCLED FOAM PRODUCTS



INSTALLATION METHODS

FLOATING FLOORS

1. Roll out underlayment vapor barrier side up and butt seams together
2. Tape seams with provided lip & self seal tape
3. Click & lock floating floors over the top according to manufacturer

*ENSURE TO READ THE COMPLETE INSTALLATION INSTRUCTIONS BEFORE INSTALLATION

ADVANTAGES

- Excellent sound ratings reduce reflective noise and transmission of sounds
- Patent Pending Fusion Sealed technology for moisture protection and industry leading ease of installation
- Exceeds requirements for moisture vapor transmission
- Superior compression characteristics to support click-together system
- Can use over concrete and wood subfloors
- Suitable over radiant heated floors
- Film lip and self-sealing tape for ease of installation
- Eliminates minor subfloor imperfections
- Humidity, mold & mildew resistant

LIMITATIONS

SoundStep is not suitable for use as underlayment for:

- Ceramic tile
- Carpet
- Sheet-vinyl
- VCT

Installations over concrete in high moisture areas (vapor emission rate above 3 lbs/ 1000 sq ft/ 24 hrs) will require additional protection such as a concrete sealant or polyethylene vapor barrier.

APPROVED SUBSTRATES

- Completely Cured Concrete
- Cement Backer Units
- Interior Plywood
- OSB (Approved for use over properly prepared OSB)

*All wood and concrete subfloors must be flat within 1/8" over a 6' span, or 3/16" over a 10' span. All areas must be checked prior to installation.

PACKAGING

48" x 25' (100 sq ft) do-it-yourself size rolls.

Rolls per pallet: 77

Rolls per box: 12

Pallets per truck: 26

Boxes per pallet: 6



TECHNICAL DATA

- Weight 5.5lbs per roll
- Thickness 3mm
- Density 4# (nominal)
- WVTR..... 0.15 lbs/1000ft²/24 hour day

SOUND PROPERTIES

IMPACT SOUND TRANSMISSION

The method is designed to measure the impact sound transmission performance of a floor-ceiling assembly in a controlled laboratory environment.

IIC	Flooring	Sub-floor
68	Laminate	over a 6" concrete subfloor with a suspended ceiling assembly
52	Laminate	over a 6" concrete subfloor with no ceiling assembly

SOUND TRANSMISSION LOSS

The sound-insulating property of a partition element is expressed in terms of the sound transmission loss.

STC	Flooring	Sub-floor
63	Laminate	over a 6" concrete subfloor with a suspended ceiling
50	Laminate	over a 6" concrete subfloor with no ceiling assembly

DELTA TEST

Tests the impact insulation difference between a bare concrete subfloor with no flooring materials and the same concrete subfloor with flooring and underlayment.

Delta IIC	Flooring
24	Trufuze Sound w/Armor under Laminate

